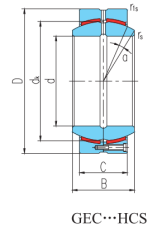
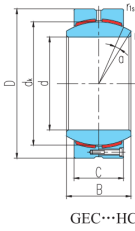



GEC...HC,HCS(d 320~600)



select	Inquiry	轴承型号		外形尺寸mm								额定载重
		-	-	d	D	B	C	d _k	r _s min	r _{1s} min	a°	动载荷
GEC320HC	GEC320HCS	320	440	160	135	380	1.1	3	4	5130	10260	78
GEC340HC	GEC340HCS	340	460	160	135	400	1.1	3	3	5400	10800	83
GEC360HC	GEC360HCS	360	480	160	135	420	1.1	3	3	5670	11340	87
GEC380HC	GEC380HCS	380	520	190	160	450	1.5	4	4	7200	14400	129
GEC400HC	GEC400HCS	400	540	190	160	470	1.5	4	3	7520	15040	135
GEC420HC	GEC420HCS	420	560	190	160	490	1.5	4	3	7840	15680	141
GEC440HC	GEC440HCS	440	600	218	185	520	1.5	4	3	9620	19240	196
GEC460HC	GEC460HCS	460	620	218	185	540	1.5	4	3	9990	19980	204
GEC480HC	GEC480HCS	480	650	230	195	565	2	5	3	11000	22000	239
GEC500HC	GEC500HCS	500	670	230	195	585	2	5	3	11400	22800	248
GEC530HC	GEC530HCS	530	710	243	205	620	2	5	3	12710	25420	294
GEC560HC	GEC560HCS	560	750	258	215	655	2	5	4	14080	28160	345
GEC600HC	GEC600HCS	600	800	272	230	700	2	5	3	16100	32200	413